


Secondary Education Student Learning & Licensure

Workflow Process Defined

Clinical



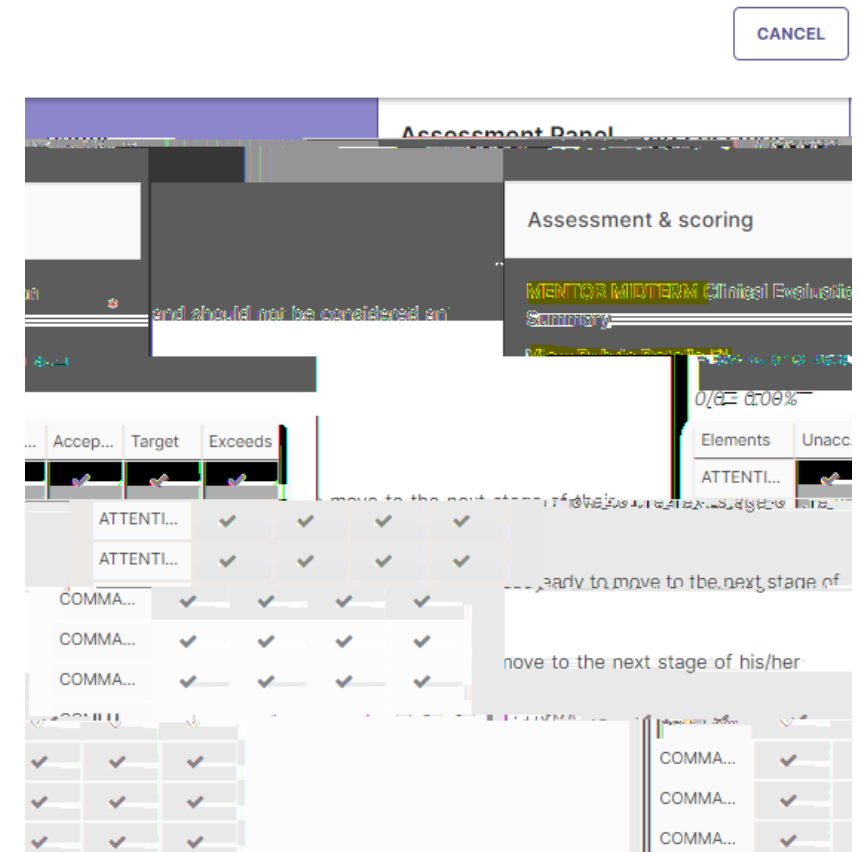
Clinical Evaluation Process

This is filled out by the supervisor/instructor and then the mentor.

- Once the correct ones are filled out the process is ALWAYS SAVE AND SUBMIT. Once the Instructor hits SUBMIT the eval will be closed

Once the correct ones are filled out the process is ALWAYS SAVE AND SUBMIT. Once the Instructor hits SUBMIT the eval will be closed

- The Supervisors/Instructors and Mentors evals are on the right side.
- The title of the evaluator is ALWAYS listed in the title – See to the right in yellow(see next slide)



Mentor & Supervisor on the right

The screenshot shows a software interface for an assessment panel. At the top right is a 'CANCEL' button. Below it is the title 'Assessment Panel' and a sub-section 'Assessment & scoring'. The main content is a table with the following columns: 'Elements', 'Unacc...', 'Accop...', 'Target', and 'Exceeds'. The table lists several assessment elements, each with a dropdown arrow in the 'Unacc...' column. Below the table is a 'Mentor Feedback' section.


Elements	Unacc...	Accop...	Target	Exceeds
ATTENTL...	▼	▼	▼	▼
ATTENTL...	▼	▼	▼	▼
COMMA...	▼	▼	▼	▼
COMMA...	▼	▼	▼	▼
COMMA...	▼	▼	▼	▼
COMMA...	▼	▼	▼	▼
COMMA...	▼	▼	▼	▼
COMMA...	▼	▼	▼	▼
APPROP...	▼	▼	▼	▼
APPROP...	▼	▼	▼	▼
PLANNIN...	▼	▼	▼	▼
PLANNIN...	▼	▼	▼	▼

If you hit
You can comment in each area. Make sure once you hit Save &
Close –

Support

If you have any issues with the system, there are two resources. If no one is available or after business hours, please call Watermark support listed below.

- The number is 1-800-311-5656
- Option 1 for Student Learning and Licensure
- Option 2 for cooperating mentor



Leanne Harris
Data Manager
College of Education and Social Sciences

Unit 224
(915) 896-5947